

# 1

# Hello!

- *am/are/is, my/your*
- This is ...
- How are you?

- What's this in English?
- Plurals; Numbers 1-10
- Good morning!

## Grammar

*am/are/is, my/your*

### Introductions

1 Complete the conversations with the words and phrases from the box.

my ~~am~~ name's



Hello, *I'm* \_\_\_\_\_ Mohamed.



Hello, \_\_\_\_\_ name's Jia.



Hello, my \_\_\_\_\_ Jim.

🔊 1.1 Listen and check.

2 Reorder the words to complete the conversations.



A I'm Alex, name / your / What's  
What's your name?

B Belle.



K Kate / name's / My  
\_\_\_\_\_.

What's your name?

C Charlie.



H Harry / I'm \_\_\_\_\_.  
What's your name?

A My name's Alfie.

🔊 1.2 Listen and check.

This is ...

3 1.3 Listen and complete the conversations.

1 A Peter, this is Bianca Banderas.  
 P Hello, Bianca, my name's Peter Johnson.  
 B Hello, Peter, nice to \_\_\_\_\_ you.

2 B Tara, \_\_\_\_\_ Mack Bayer.  
 T Hello, Mack, \_\_\_\_\_ meet you.  
 M \_\_\_\_\_ you.



\_\_\_\_\_ Bianca.  
 B Hello, Maisie. \_\_\_\_\_ Bianca Banderas.  
 M Hello, \_\_\_\_\_ Maisie Kappas.  
 B \_\_\_\_\_ you.  
 M And \_\_\_\_\_.

How are you?

4 Put the words in order to make conversations.



E Hi, Ben. are / How / you  
How are you?

B Fine thanks, Ella, and you?

E OK, / I'm / you / thank  
 \_\_\_\_\_.



C Hello, Michael. How are you?

M very / I'm / thanks / well  
 \_\_\_\_\_ . And you?



R Hi, Alice. How are you?

A fine, / you, / Robert. / I'm / thank  
 \_\_\_\_\_ . How are you?

R Very well, thank you.


1.4 Listen and check.


# Vocabulary


## What's this in English?


1 Look at the pictures and complete the crossword.


**ACROSS**

1  S A N D W I C H 4



7  8 5 6



8  9 7 11



9  10 11

11 

**DOWN**

2  5 

3  6 

4  10 

2 Complete the table with the words from the box.

apple	watch	sandwich	umbrella
photo	house	laptop	book

1 ●●	2 ●	3 ●●●
apple		

1.5 Listen and check.

3 Underline the correct answer.

- 1 a / an watch
- 2 a / an umbrella
- 3 a / an sandwich
- 4 a / an phone
- 5 a / an apple

## Numbers 1–10

4 Write the numbers as words.

- |                        |                   |
|------------------------|-------------------|
| 1 <b>4</b> <u>four</u> | 6 <b>5</b> _____  |
| 2 <b>8</b> _____       | 7 <b>10</b> _____ |
| 3 <b>1</b> _____       | 8 <b>2</b> _____  |
| 4 <b>9</b> _____       | 9 <b>7</b> _____  |
| 5 <b>3</b> _____       | 10 <b>6</b> _____ |

5 1.6 Write the numbers you hear.

- |                  |          |
|------------------|----------|
| 1 <b>4</b> _____ | 6 _____  |
| 2 _____          | 7 _____  |
| 3 _____          | 8 _____  |
| 4 _____          | 9 _____  |
| 5 _____          | 10 _____ |

# Plurals

6 Write what you see in the pictures.

1  ten taxis

2  \_\_\_\_\_


3  \_\_\_\_\_

4  \_\_\_\_\_

5  \_\_\_\_\_


6  \_\_\_\_\_

7  \_\_\_\_\_

8  \_\_\_\_\_


9  \_\_\_\_\_

10  \_\_\_\_\_

7  1.7 Listen and write the words from the box in the chart.

- |             |            |
|-------------|------------|
| books       | buses      |
| restaurants | footballs  |
| hotels      | phones     |
| bags        | sandwiches |
| watches     | laptops    |

/s/	/z/	/ɪz/
<u>books</u>	<u>hotels</u>	<u>watches</u>

 1.7 Listen again and check.

# Everyday English

## Good morning!

1 1.8 Listen and complete the situations with the phrases from the box.

Goodbye! ~~Good morning!~~ Good night! Good afternoon!



2 1.9 Listen and complete the conversations.

A cappuccino, please Have a nice day See you later Sleep well ~~What a lovely day~~ See you tomorrow



A Morning, Kate! **What a lovely day!**  
B Yes, it is, isn't it?



A \_\_\_\_\_  
B Of course. Medium or large?



A Night, Daddy!  
B Goodnight, honey. \_\_\_\_\_!



A Bye! \_\_\_\_\_!  
B Bye! Have a nice evening!



A Bye, honey. \_\_\_\_\_!  
B Bye, yes, see you at 6.



A \_\_\_\_\_!  
B Thank you, and you.

# REVIEW

## Grammar

1 Complete the chart.

Verb to be

Long form	Short form
I am	I'm
You are	
	He's

2 Complete the sentences with words and contractions from the box.

'm are 's are 'm 's

- I 'm Tommy.
- What \_\_\_\_\_ your name?
- How \_\_\_\_\_ you?
- My name \_\_\_\_\_ Maria.
- I \_\_\_\_\_ fine, thanks. And you?
- It \_\_\_\_\_ a book.

3 Write the correct answer.

- My \_\_\_\_\_ name's Carlos.  
a I                      b My
- How are \_\_\_\_\_ ?  
a you                      b your
- What's \_\_\_\_\_ name?  
a your                      b you're
- \_\_\_\_\_ 'm very well, thank you.  
a My                      b I
- I'm fine thanks. And \_\_\_\_\_ ?  
a you                      b your
- What's \_\_\_\_\_ name?  
a your                      b you

4 Underline the correct answer.

- A Hello, Jane!  
B I'm very well. / Hi, Ben!
- A How are you, Jane?  
B I'm fine, thanks. / Nice to meet you.
- A Nice to meet you.  
B I'm fine. / And you.
- A Goodbye!  
B Bye! See you tomorrow! / Thank you.

## Vocabulary

5 Write what you see in the pictures.



- two laptops                      5 \_\_\_\_\_
- \_\_\_\_\_                      6 \_\_\_\_\_
- \_\_\_\_\_                      7 \_\_\_\_\_
- \_\_\_\_\_

## Punctuation

6 Write capital letters where they are necessary.

- i'm peter. what's your name?  
I'm Peter. What's your name?
- my name's anne.  
\_\_\_\_\_
- what's this in english?  
\_\_\_\_\_
- it's a computer.  
\_\_\_\_\_
- how are you, robert?  
\_\_\_\_\_

Go online to Check your progress.